


SCREEN PLUS

The Furniture Trellis Collection

Fully assembled with alternating half joints, using 20 mm face by 22 mm depth.



NORMANDIE
Inside Square Aperture
27 x 27 mm
Dim : 1946 x 866 mm
or 2463 x 630 mm



PROVENCE
Inside Square Aperture
44 x 44 mm
Dim : 1940 x 851 mm
or 2452 x 596 mm




AUVERGNE
Inside Square Aperture
74 x 74 mm
Dim : 1900 x 865 mm
or 2463 x 583 mm



CHARENTE
Inside Square Aperture
108 x 108 mm
Dim : 1940 x 788 mm
or 2452 x 788 mm

Fully assembled with alternating half joints, using 20 mm face by 22 mm depth.



SAVOIE
Inside Square Aperture
168 x 168 mm
Dim : 1900 x 772 mm
or 2463 x 772 mm



MANHATTAN
Inside Rectangle Aperture
330 x 27 mm
Dimension :
2470 x 584 mm




MONTRÉAL
Inside Rectangle Aperture
330 x 44 mm
Dimension :
2470 x 596 mm



PHILADELPHIE
Inside Rectangle Aperture
330 x 74 mm
Dimension :
2470 x 584 mm

Screen Plus Ltd
Unit 5 Sybron Way, Crowborough, East Sussex TN6 3JZ
Tel: 01892 668833 Fax: 01892 662833
Email: sales@screenplus.co.uk
<http://www.screenplus.co.uk>





FURNITURE QUALITY TRELLIS

Constructed with glued alternating half joints to resist temperature or humidity induced distortion. Solid timber is carefully examined and selected to ensure it is knot and defect free. The timber is then accurately machined and surface finished. Each trellis panel is ready to receive polish or can be polished or painted.

Pine timber panels held in stock.

Custom sizes, timbers and styles available upon request.


Assembled with an outer frame.

Fully assembled with alternating half joints, using 20 mm face by 22 mm depth.



LIBOURNE

Rectangle Aperture
(236 and 364 x 44 mm)
and internal squares
44 x 44 mm
Dim. : 2470 x 584 mm



MARMANDE

Rectangle Aperture
(168 and 27 mm)
and internal squares
27 x 27 and 168 x 168 mm
Dim. : 2463 x 819 mm



DAMAS

Inside Diamond Aperture
27 x 27 mm
Dim : 1960 x 830 mm
or 2491 x 630 mm



PALMYRE

Inside Diamond Aperture
44 x 44 mm
Dim : 1948 x 860 mm
or 2491 x 592 mm



ALEXANDRIE

Inside Diamond Aperture
74 x 74 mm
Dim : 1917 x 856 mm
or 2448 x 588 mm



BRISTOL

Apertures in star shape
27 x 27 mm
Dimension :
2463 x 630 mm

Assembled with an outer frame
42 mm face 22 mm depth

Fully assembled with alternating half joints, using 20 mm face by 22 mm depth.




HELSINKI

Inside Diagonal aperture
30 mm apart
Dimension :
2420 x 680 mm




STOCKHOLM

Inside Horizontal Aperture
31 mm apart.
Dimension :
2420 x 680 mm




KYOTO

Inside Rectangle Aperture
44 x 108 mm
Dimension :
2452 x 660 mm




OSAKA

Inside Rectangle Aperture
74 x 356 mm
Dimension :
2464 x 772 mm



TOYAMA

Inside Rectangle Aperture
108 x 356 mm
Dimension :
2452 x 772 mm



NAGOYA

Inside Rectangle Aperture
168 x 356 mm
Dimension :
2464 x 772 mm