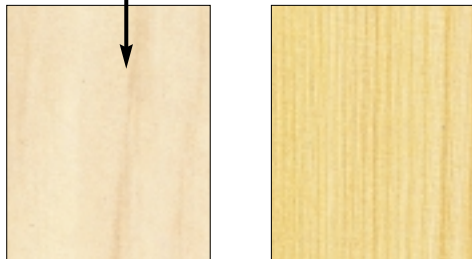


FINISHES SELECTOR

This leaflet shows our standard range of colour and laminate finishes which are available across our product range. Finishes are also available to your own choice - please ask for details.



WOOD EFFECT LAMINATES



ASH
F060

PINE
P068




DARK PINE
C004

LIGHT OAK
D018



STEAM BEECH
H030

WHITE BEECH
H019




CHERRY
M020

REDWOOD
A002

Any alternative wood effect laminates are available on request

TIMBERS



PINE



BEECH



ASH



OAK



MAPLE




REDWOOD



CHERRY

All timbers used from re-forested farms

LACQUER FINISHES (WATER BASED)



NATURAL

OREGON

CHERRY

LIGHT OAK

Accuracy of these finishes in matching actual materials is limited by the reproduction process.

